



Cholla

2023-2024 Student Survey
Fall 2023

Summary

Topic

Academic pr

School Climate

Your average

76%

618 responses

District average: 77% Washington Elementary School District

How did people respond?

School Safety

Your average

64%

618 responses

District average: 70% Washington Elementary School District

How did pe

School operations

Your average



Self-Management

Your average

76%

618 responses

District average: 70% Washington Elementary School District

How did people respond?



Social Awareness

Your average

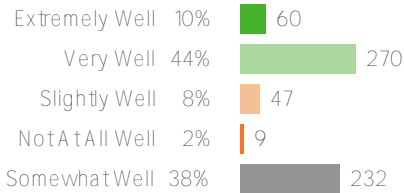
75%

618 responses

District average: **79%** Washington Elementary School District

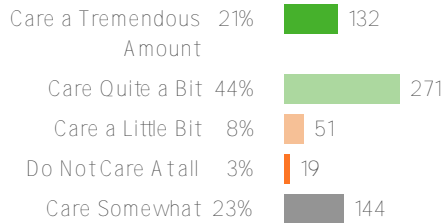
How did people respond?

Q.1: How well do you understand other people's thoughts and ideas?



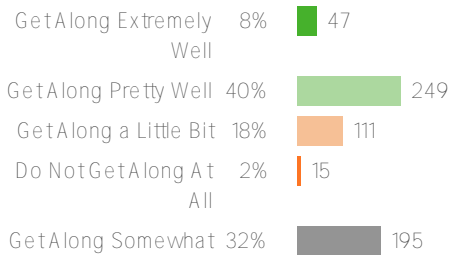
Favorable: **85%**

Q.2: How much do you care about other people's feelings?



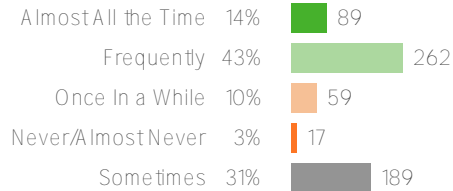
Favorable: **85%**

Q.3: How well do you get along with students you don't know?



Favorable: **70%**

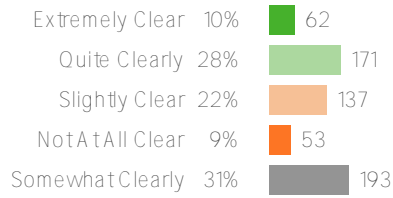
Q.4: How often do you support other students?



Favorable: **82%**

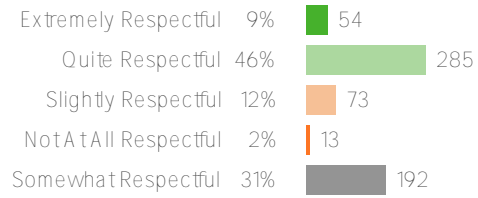


Q.5: How clearly are you able to name and understand your feelings?



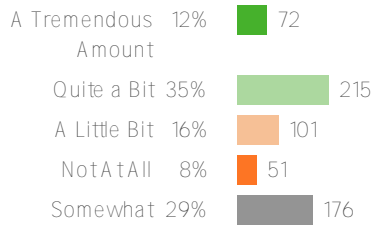
Favorable: 55%

Q.6: When others disagree with you, how respectful are you of their views?



Favorable: 80%

Q.7: To what extent are you able to stand up for yourself without judging others?



Favorable: 65%

Student Engagement

Your average

49%

618 responses

District average: 59% Washington Elementary School District

€() — €) ”

Supportive Relationships

Your average

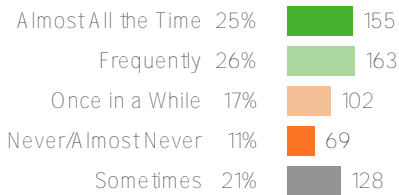
79%

618 responses

District average: 85% Washington Elementary School District

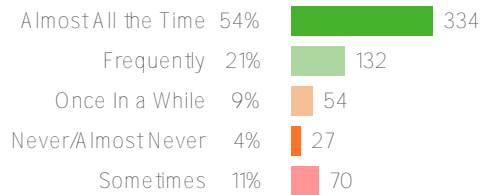
How did people respond?

Q.1: I believe I have a teacher or other adult from school who supports me.



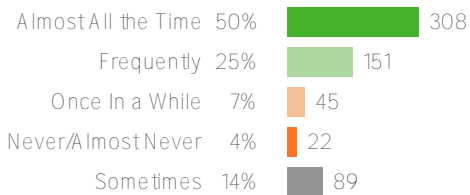
Favorable: 65%

Q.2: I believe I have a family member or other adult outside of school who supports me.



Favorable: 85%

Q.3: I believe I have a friend from school who supports me.



Favorable: 87%